

Zululand Amateur Radio Club News

The newsletter for the discerning Ham

December 2016

ZARC Committee

Chairman: Warren Snyders ZS5WOZ

Vice Chairman: Gerald Scrooby ZS5GS

Treasurer: Willie Axford ZS5WI

Secretary: Dawn Snyders ZS5ME

Ham Net: Mike Kramer ZS5MB

Editor: Jo Snyders ZS5PO

Member: Vacant

Webmaster: Chantel Pelser

Club Repeaters

Ntumeni 145.675 MHz

Empangeni 145.700

Club Packet Digipeater/Mail-drop & APRS Digipeater

Ntumeni 144.625 (ZS5ZLB Mail, ZS5ZLB-2 Digipeat, ZS5ZLB-7 KA-Node) PBBS: ZS5AND

Club Nets

There is also a club discussion net on Tuesday evenings at 18:30 on the 145.675 repeater
ZS5PO & ZS6AE Have A Sched On Thursdays Between 17:30 and 18:45
On 7.175 Or 3.645 Depending on propagation
ALL are more than welcome to join us for a "rag chew"

SARL News

08h30 - Sundays - 145.650, 7.066 MHz

NEXT ZARC MEETING

DATE: 11th February 2017 (**Sunday**) This will also be the first SARL Field Event

TIME: Meeting at ± 12:00, followed by the lunch at ± 12:30

QTH: Tattenham Resort

E-Mail: dawnjo@telkomsa.net (Secretary)

Club Web site: <http://zs5zlb.org.za/>

Editor, Q.R.L.



Greetings & Salutations fellow members, I trust that this news letter finds you all in good health. The date of the next club meeting **will** be on the **11th of February 2017**. The venue will be **Tottenham Resort**. The meeting will take place at **± 12:00**, and the lunch at around **12:30**. Please make a note in your day books and diaries. The time for the meeting will be at **12:00**, giving everybody a chance to get there after Sunday morning commitments.

**Have you bought insurance to continue enjoying your hobby yet? SARL membership IS that insurance!!!
Is your hobby worth R1.26 per day to you? YES?! Then join the SARL, it's the RIGHT thing to do!!!**

The radical opinions, and rantings of the Editor, are not necessarily the opinions of, or supported by, the ZARC Committee, or it's members.

Wots Potting In The ZARC

Birthday Greetings Go To:



Dec : Belinda, SW of Warren ZS5WOZ, on 17th

Jan : Daniel, grandson of Jo & Dawn on 10th

Many happy returns to all of you, and may you be spared for many more happy, healthy, years.
(If your birthday wishes do not appear here, it is because you have not informed me of your birth date).

Get Well Soon



I have not heard of anybody who has been “doctor bothering” of late.

Club Happenings

Club Meeting & Christmas Lunch At Adams Outpost

This took place at Adams Outpost at Fort Ngoquai in Eshowe on **Sunday 27th November**.



The Meeting

Twelve people in all attended the club Function, of which six were club members, the rest were family members.



The Christmas lunch

The club Committee wishes all the club members, & their near ones & dear ones Gods richest blessings over the Christmas Season. For those who are travelling, may you reach your destinations safely.

Please take care – because WE care!!!



Competitions



The ZARC did NOT take part in Lighthouses on the air this year, and neither did it take part in the second SARL Field Event.

Packet

On the packet Mail-Drop scene. The TNC is beaconing out. The coax on this set-up still has to be renewed, and the antenna moved to the east side of the tower

APRS

Your path to any stations in RSA, (or anywhere in the world via the I-Gate on 144.625) will be **ZS5ZLB-2, RELAY4-4**. The I-Gate should be available between the hours of about **09:00** and **22:00**, WHEN I AM AT HOME. People in the Richards Bay/Empangeni area can get into the PMB I-Gate on 144.800.


For those of you Zululanders who have Internet, go and look on the www.aprs.fi web site, and type your call sign into the slot at the top of the column on the right, and press search, and see if your station appears on the map.

Repeaters

145.675: This repeater was replaced after the Xmas meeting & lunch in 2015, and the old Storno is working well.

145.700: This repeater is now a DEAD puppy, and needs LOTS of TLC. **STILL waiting for ESKOM to open up for us to get into this site.**

“SWAP SHOP”



If you have any items you want to get rid of, or if you are looking for something, Please let the Editor know and he will advertise it in the swap column for you.


1 X **Neutec SM-1645** 16 channel 2Mtr VHF radio for sale.
Service, user and reprogramming instruction manuals available.

Reason for selling: Surplus to requirements

Please contact Gerald, ZS5GS on: **071-143 5433**



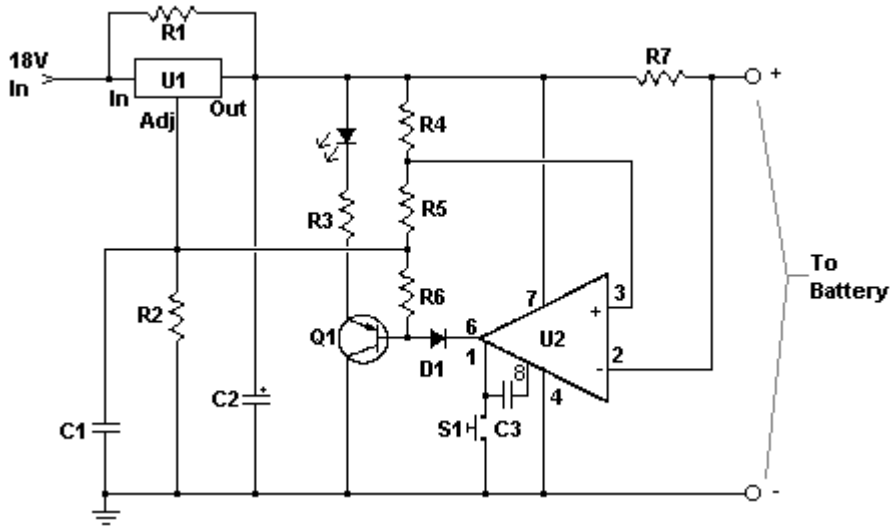
Home Brewers Hoekie



Car Battery Charger

This charger will quickly and easily charge most any lead acid battery. The charger delivers full current until the current drawn by the battery falls to 150 mA. At this time, a lower voltage is applied to finish off and keep from over charging. When the battery is fully charged, the circuit switches off and lights a LED, telling you that the cycle has finished.

Schematic

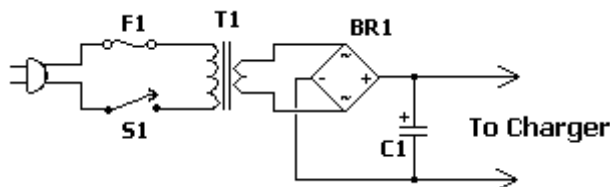


Components

| Part | Total Qty. | Description | Substitutions |
|------|------------|--|---------------|
| R1 | 1 | 500 Ohm 1/4 W Resistor | |
| R2 | 1 | 3K 1/4 W Resistor | |
| R3 | 1 | 1K 1/4 W Resistor | |
| R4 | 1 | 15 Ohm 1/4 W Resistor | |
| R5 | 1 | 230 Ohm 1/4 W Resistor | |
| R6 | 1 | 15K 1/4 W Resistor | |
| R7 | 1 | 0.2 Ohm 10 W Resistor | |
| C1 | 1 | 0.1uF 25V Ceramic Capacitor | |
| C2 | 1 | 1uF 25V Electrolytic Capacitor | |
| C3 | 1 | 1000pF 25V Ceramic Capacitor | |
| D1 | 1 | 1N457 Diode | |
| Q1 | 1 | 2N2905 PNP Transistor | |
| U1 | 1 | LM350 Regulator | |
| U2 | 1 | LM301A Op Amp | |
| S1 | 1 | Normally Open Push Button Switch | |
| MISC | 1 | Wire, Board, Heat sink For U1, Case, Binding Posts or Alligator Clips For Output | |

Notes

1. The circuit was meant to be powered by a power supply, which is why there is no transformer, rectifier, or filter capacitors on the schematic. There is no reason why you cannot add these.
2. A heat-sink will be needed for U1.
3. To use the circuit, hook it up to a power supply/plug it in. Then, connect the battery to be charged to the output terminals. All you have to do now is push S1 (the "Start" switch), and wait for the circuit to finish.
4. If you want to use the charger without having to provide an external power supply, use the following circuit.



| Part | Total Qty. | Description | Substitutions |
|------|------------|-----------------------------------|--------------------------|
| C1 | 1 | 6800uF 25V Electrolytic Capacitor | |
| T1 | 1 | 3A 15V Transformer | |
| BR1 | 1 | 5A 50V Bridge Rectifier | 10A 50V Bridge Rectifier |
| S1 | 1 | 5A SPST Switch | |
| F1 | 1 | 4A 250V Fuse | |

5. The first time you use the circuit, you should check up on it every once in a while to make sure that it is working properly and the battery is not being over charged.



If you would like to contribute to your Club newsletter, or to contact me for any reason, please use the address / Phone numbers below.

Jo Snyders ZS5PO
PO Box 98
Mandini 4490

Telephone 032-456 2301

Mobile (Cell) 083-666 0709

Email jodawn@telkomsa.net

